



Community Cancer Program
2020 Annual Report

STATISTICAL DATA FROM 2019

STATISTICAL SUMMARY of CANCER CASES at CALVERTHEALTH MEDICAL CENTER

Calendar Year 2020 Statistics (January 1-December 31, 2019)

Patient Demographics

In 2019, there were 283 new cancer cases accessioned at CalvertHealth. Of the 283 new cancer cases, 257 were analytical cases and 26 were non-analytical cases. Analytic cases are those diagnosed at our hospital, or who received all or part of their initial course of treatment here. Non-analytical cases were seen for recurrent or progressive diseases.

Medicare was the primary insurance coverage for 57% of the patients, followed by private insurance at 32%, non-insured at .07% and all others (including Medicaid and insurance not specified) at 10%.

Sex distribution shows 33% male and 67% female. Race distribution included: 87% White, 12% Black, 1% other Asian, including Asian, NOS and Oriental, NOS.

Top 5 Sites:

Figure 4 (opposite page) summarizes the top five primary sites for 2019 which includes breast (99 cases), lung (30 cases), corpus uteri (19 cases), colon (14 cases), urinary bladder and lymph nodes (both 13 cases).

Figure 1: 2019 Analytic vs Non-Analytic Data

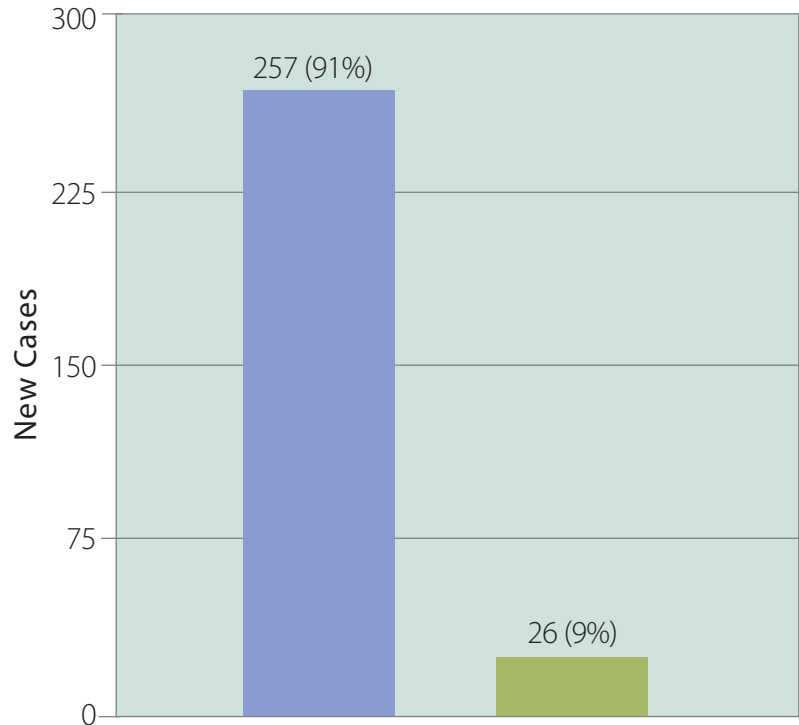


Figure 2: 2019 Gender Distribution at CHMC

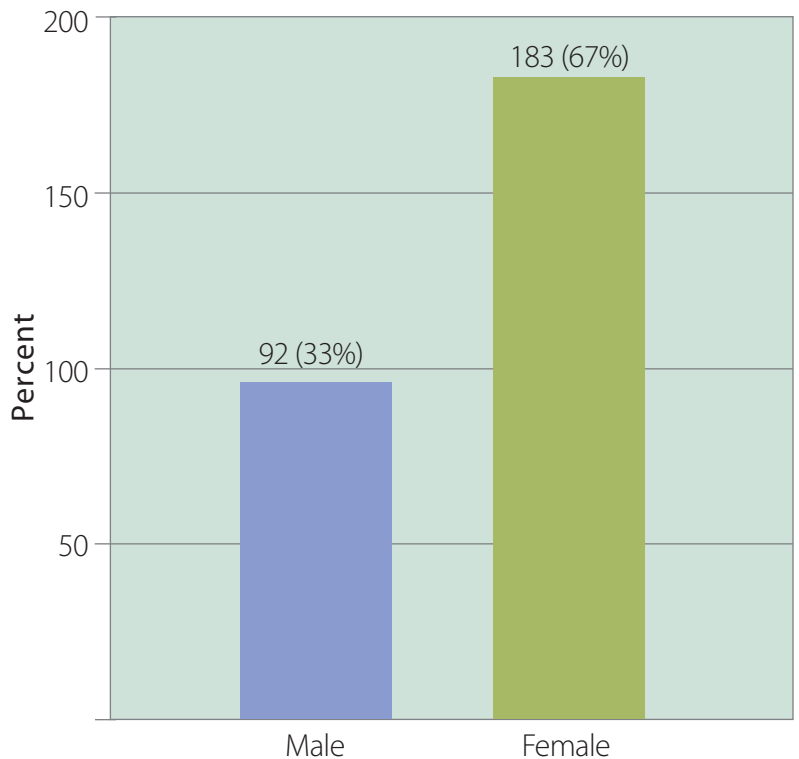


Figure 3: 2019 Race Distribution

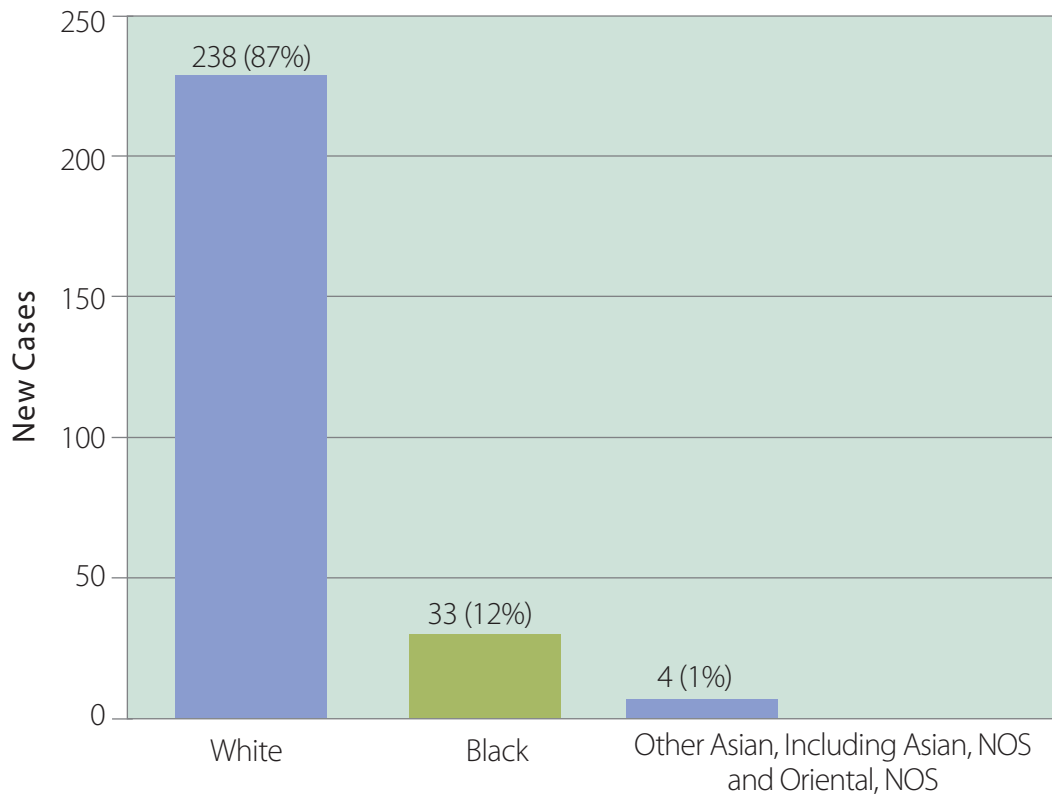
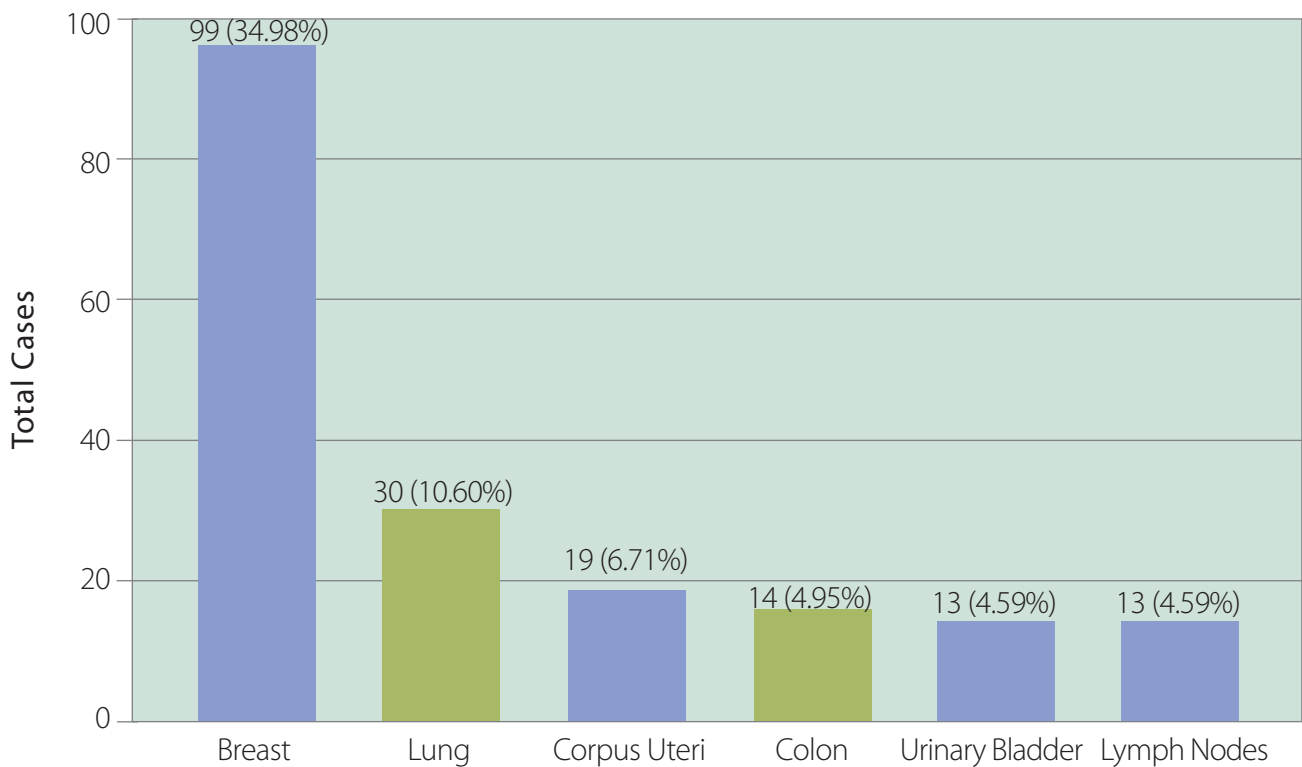


Figure 4: 2019 Top Five Sites at CHMC



STATISTICAL SUMMARY of CANCER CASES at CALVERTHEALTH MEDICAL CENTER

Calendar Year 2020 Statistics (January 1-December 31, 2019)

Summary of Body System and Sex Report

DISEASE SITE	MALES	FEMALES	TOTAL
TOTALS	94 (100.00%)	189 (100.00%)	283 (100.00%)
Lip / Oral Cavity / Pharynx	7 (7.45 %)	1 (0.53 %)	8 (2.83%)
Esophagus	4 (4.26 %)	1 (0.53 %)	5 (1.77 %)
Stomach	1 (1.06 %)	0 (0.00 %)	1 (0.35 %)
Small Intestine	1 (1.06 %)	1 (0.53 %)	2 (0.71 %)
Colon	6 (6.38 %)	8 (4.23 %)	14 (4.95 %)
Rectum	1 (1.06 %)	2 (1.06 %)	3 (1.06 %)
Anus	0 (0.00 %)	1 (0.53 %)	1 (0.35 %)
Liver	1 (1.06 %)	2 (1.06 %)	3 (1.06 %)
Pancreas	6 (6.38 %)	4 (2.12 %)	10 (3.53 %)
Other Digestive Organ	1 (1.06 %)	1 (0.53 %)	2 (0.71 %)
Larynx	2 (2.13 %)	0 (0.00 %)	2 (0.71 %)
Lung	14 (14.89 %)	16 (8.47 %)	30 (10.60 %)
Other Respiratory	0 (0.00 %)	0 (0.00 %)	0 (0.00 %)
Bones and Joints	0 (0.00 %)	0 (0.00 %)	0 (0.00 %)
Soft Tissue	0 (0.00 %)	1 (0.53 %)	1 (0.35 %)
Melanoma - Skin	7 (7.45 %)	1 (0.53 %)	8 (2.83 %)
Breast - Female	0 (0.00 %)	99 (52.38 %)	99 (34.98 %)
Breast - Male	0 (0.00 %)	0 (0.00 %)	0 (0.00 %)
Cervix	0 (0.00 %)	3 (1.59 %)	3 (1.06 %)
Corpus Uteri	0 (0.00 %)	19 (10.05 %)	19 (6.71 %)
Ovary	0 (0.00 %)	5 (2.65 %)	5 (1.77 %)
Other Female Genital	0 (0.00 %)	5 (2.65 %)	5 (1.77 %)
Prostate	6 (6.38 %)	0 (0.00 %)	6 (2.12 %)
Other Male Genital	3 (3.19 %)	0 (0.00 %)	3 (1.06 %)
Urinary Bladder	11 (11.70 %)	2 (1.06 %)	13 (4.59 %)
Kidney	2 (2.13 %)	0 (0.00 %)	2 (0.71 %)
Other Urinary	0 (0.00 %)	0 (0.00 %)	0 (0.00 %)
Brain and Nervous System	0 (0.00 %)	0 (0.00 %)	0 (0.00 %)
Thyroid	0 (0.00 %)	2 (1.06 %)	2 (0.71 %)
Non-Hodgkin Lymphoma	6 (6.38 %)	3 (1.59 %)	9 (3.18 %)
Hodgkin Lymphoma	1 (1.06 %)	1 (0.53 %)	2 (0.71 %)
Multiple Myeloma	1 (1.06 %)	2 (1.06 %)	3 (1.06 %)
Lymphoid Leukemia	4 (4.26 %)	1 (0.53 %)	5 (1.77 %)
Myeloid / Monocytic Leukemia	4 (4.26 %)	2 (1.06 %)	6 (2.12 %)
Leukemia - Other	0 (0.00 %)	0 (0.00 %)	0 (0.00 %)
Other Hematopoietic	2 (2.13 %)	1 (0.53 %)	3 (1.06 %)
Unknown Sites	3 (3.19 %)	2 (1.06 %)	5 (1.77 %)
Benign Brain and CNS	0 (0.00 %)	3 (1.59 %)	3 (1.06 %)

Exclusions: All non-analytic cases and patients diagnosed at Calvert who received treatment at another facility.